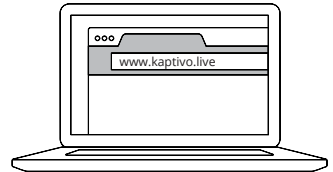


Share and Save your whiteboard content

STEP 1

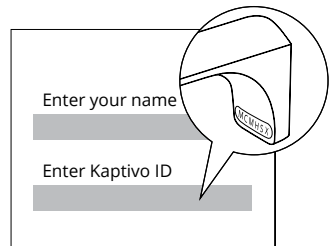
Go to www.kaptivo.live in any web browser from any computer or mobile device, anywhere in the world.



STEP 2


Enter your name and the Kaptivo ID (from the base of the camera unit), then click VIEW BOARD.

Kaptivo ID



STEP 3

Press the button on the control pad when it flashes blue.



You will now see your whiteboard online.

1. To invite someone to view your board, select PARTICIPANTS.
2. To view your whiteboard history, select TIMELINE
3. To download content, or share using an application, select SHARE

Need Help? Watch the video:
Contact us:

