

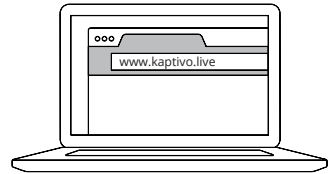


## Share and Save your whiteboard content

### STEP 1

---

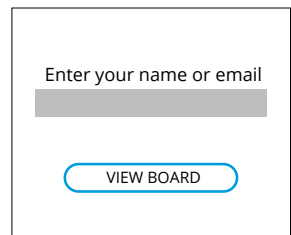
Go to  
in a web browser from any computer  
or mobile device on the Corp network  
or VPN connections.



### STEP 2

---


Enter your name or email address  
then click VIEW BOARD.



### STEP 3

---

Press the button on the control pad  
when it flashes blue.



**You will now see your whiteboard online.**

1. To invite someone to view your board, select PARTICIPANTS.
2. To view your whiteboard history, select TIMELINE
3. To download content, or share using an application, select SHARE

**Need Help?** Watch the video:  
**Contact us:**

